



# WEST VINCENT TOWNSHIP POLICE DEPARTMENT January 2025 Monthly Report



## Crime Information

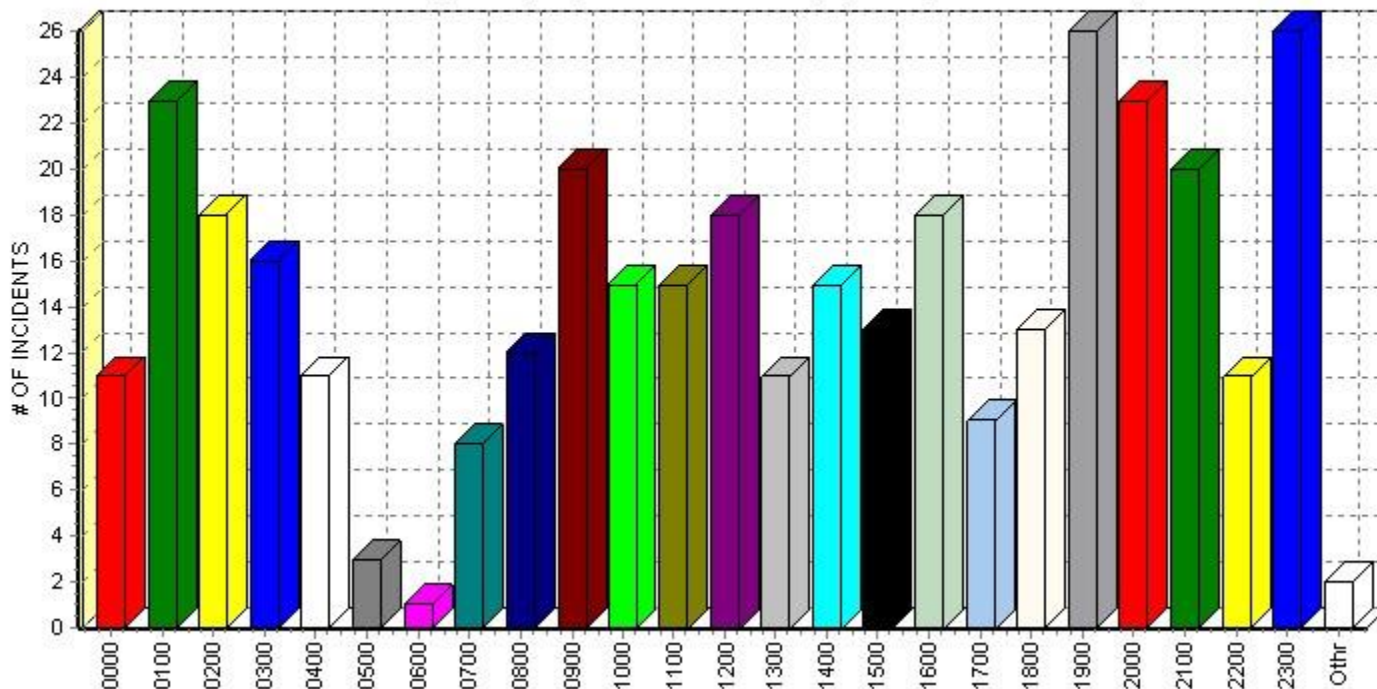
<b>Part I Offenses</b>	<b>2025</b>	<b>2024</b>
Murder	0	0
Rape	0	0
Robbery	0	0
Aggravated Assault	0	0
Burglary	0	0
Theft	0	2
Theft of Vehicle	0	0
Arson	0	0
<b>Total Part I Offenses</b>	<b>0</b>	<b>2</b>
<b>Part II Offenses</b>	<b>2025</b>	<b>2024</b>
Criminal Mischief	0	2
Disorderly Conduct	0	0
DUI	0	0
Drunkenness	0	0
Embezzlement	0	0
Forgery/Counterfeiting	0	0
Fraud	1	1
Gambling	0	0
Harassment	0	0
Liquor Laws	0	0
Drugs/Narcotics	0	0
Other Assaults	2	0
Prostitution	0	0
Receiving Stolen Property	0	0
Sex Offenses	0	0
Trespassing	1	0
Vagrancy	0	0
Underage Drinking	0	0
Weapons Offenses	0	0
Other Offenses	0	0
<b>Total Part II Offenses</b>	<b>4</b>	<b>3</b>

## Service Activity

<b>Service Calls</b>	<b>2025</b>	<b>2024</b>
911 Hang Ups	1	1
Accidents	13	8
Alarms	15	16
Ambulance Assist	10	21
Animal Complaints	3	7
Business Checks	36	41
Disabled Vehicle	0	1
Disturbances	2	0
DOA (Death)	0	0
Domestic Disturbance	7	2
Fire	1	10
Lost Property	0	0
Missing Persons	1	0
Mutual Assist	3	5
Noise Complaints	0	0
Overdose	0	0
Parking Complaints	0	2
Police Information	10	17
Shots Heard	0	1
Suicide	0	1
Suspicious Condition	4	4
Suspicious Person	2	0
Suspicious Vehicle	1	0
Traffic Hazard	14	50
Traffic Stops	5	40
Vacation Notices	2	2
Warrant	0	0
Well Being Checks	5	3

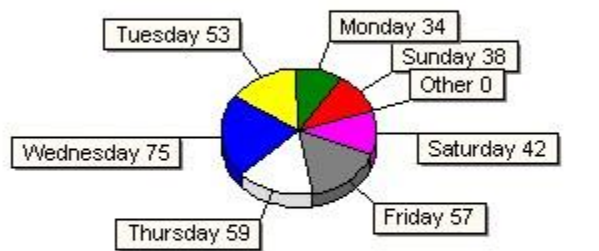
# WEST VINCENT TOWNSHIP POLICE DEPARTMENT January 2025 Monthly Report (cont'd)

### Incident Frequency by Hour of the Day (Using DATE RECD)



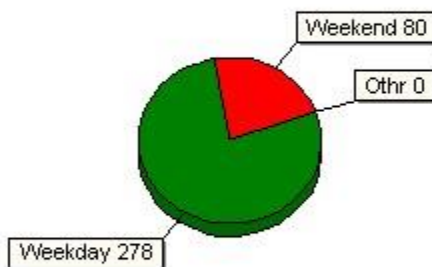
0000 11	0100 23	0200 18	0300 16	0400 11	0500 3	0600 1	0700 8	0800 12	0900 20
1000 15	1100 15	1200 18	1300 11	1400 15	1500 13	1600 18	1700 9	1800 13	1900 26
2000 23	2100 20	2200 11	2300 26	Othr 2					

### By Day of Week



Sunday	10.61 %	Monday	9.5 %
Tuesday	14.8 %	Wednesday	20.95 %
Thursday	16.48 %	Friday	15.92 %
Saturday	11.73 %	Other	0 %

### Weekday vs Weekend



Weekend	22.35 %	Weekday	77.65 %
Othr	0 %		

**WEST VINCENT TOWNSHIP  
POLICE DEPARTMENT  
January 2025 Monthly Report (cont'd)**

TRAINING

There was no training during the month of January.

SUMMARY TOTALS

Number of Calls for Service - 168

Number of Crimes Investigated - 4

Number of Arrests – 2

- Simple Assault, Harassment, Disorderly Conduct
- Simple Assault, Harassment, Disorderly Conduct

Number of Traffic Stops – 5

Number of Accidents Investigated - 13